


Threshold Options

Smooth Fabric Retractable Screen



The items shown here and above are available as Genius bulk component parts. Please see the Genius bulk components detail for more information. Extrusion lengths require **LTL shipping**.




7/8" Wide Sloped Sill Wedge Shim

(each Wedge Shim is 12" in length)

06-53000-0-5B

(Use with Genius 15mm x 22mm Bottom Guide)



7/8" Wide Sloped Sill Wedge Shim

06-53000-0-5B

(Shown being used with Genius 15mm x 22mm Bottom Guide)




1-9/16" Wide Sloped Sill Wedge Shim

(each Wedge Shim is 12" in length)

06-53010-0-5B

(Use with Genius 15mm x 22mm Bottom Guide & Narrow Transition)



Sloped Sill Shim with Narrow Transition

06-53010-0-5B & 01-12370-X-XB

(Shown being used with Genius 15mm x 22mm Bottom Guide)




2-3/16" Wide Sloped Sill Wedge Shim

(each Wedge Shim is 12" in length)

06-53020-0-5B

(Use with Genius 15mm x 22mm Bottom Guide & Medium Transition)



Sloped Sill Wedge Shim with Med. Transition

06-53020-0-5B & 01-12380-X-XB

(Shown being used with Genius 15mm x 22mm Bottom Guide)



Narrow Transition

01-12370-X-XB

(Shown being used with Genius 15mm x 22mm Bottom Guide)



Medium Transition

01-12380-X-XB

(Shown being used with Genius 15mm x 22mm Bottom Guide)

Also available in conveniently packaged threshold transition kits:

Each kit includes two aluminum Threshold Transitions and Transition End Caps (no Sloped Sill Wedge Shims).

Eligible for parcel shipping!

Transition Style	Description	Part No. Silver Finish	Part No. Bronze Finish
Narrow	2 Pieces, 40" Long	06-01120-0-0	06-01120-1-2
	2 Pieces, 72" Long	06-12010-0-0	06-12010-1-2
Medium	2 Pieces, 40" Long	06-01130-0-0	06-01130-1-2
	2 Pieces, 72" Long	06-12020-0-0	06-12020-1-2